

Care Plan

Craniosynostosis Surgery

Typical hospital stay is 1-2 days



Goals

In Order to go Home, Your Child Needs to Have:




Regular Foods

Nursing staff will stop IV fluids when able to drink fluids. You can encourage your child to eat food and drink fluids as tolerated



Pain Controlled With Oral Medication

Tylenol (acetaminophen) may be given by mouth as needed for pain – no narcotics



A Healthy Body Temperature


Fever is considered 101.5°F or greater



Wet Diapers and Bowel Movement

Changing usual number of diapers

Family Considerations



Are Questions or Concerns Resolved?

Be sure to know:


- When to come to the clinic for a post-surgery appointment
- How to bathe your child
- The phone number to call with a concern



Plan for Getting Home

How will you travel home?

Discharge Instructions



Receive Bathing Training from Nurses

A nurse will teach you how to bathe your child on the day after surgery; you should begin giving daily baths 2 days after surgery. **Start baths on:**



Five Days Total of Bacitracin Ointment

Apply medication to your child's head incision twice a day for 5 days total after surgery. Longer use can irritate the skin.



Expect Swelling for 3 Days

It is normal for your child's head to look puffy and then to get better. Holding your child and raising the head of the bed helps to decrease swelling.

Craniosynostosis Clinic & Follow Up



All questions are welcome. We encourage you to call with any concern.

832-822-3950

Clinical Care Center, 8th floor
6701 Fannin, Houston, TX 77030